

# THE VERBAL Learner



**Provide a variety of materials for self-expression.**

*crayons*

*gel pens*

*index cards*

*blank books  
or journals*


*self-adhesive  
note pads*

*washable  
markers*

*lined paper*

*note pads*

*alphabet stamps and  
washable stamp pads*





**“It’s worthwhile to note that children - who are constantly playing with words and word sounds from the earliest stages of babbling - learn around 5,000 new words per year between the ages of 6 and 10.”**

—7 *Kinds of Smart*, Thomas Armstrong, Ph.D.

## REMEMBER

*the child needs you to*

- encourage him as he expresses himself
- encourage singing and picture-reading or reading aloud to himself or others
  - know he speaks what is on his mind
  - introduce new words and explain their meanings
- offer opportunities for him to talk and express his ideas
- provide tools and materials for him to write, draw, listen, read, create, and talk



*The verbal child  
may exhibit*

- **proficiency in using words**
- **enjoyment in telling stories and hearing stories**
- **a large vocabulary**
- **a desire to write**
- **a tendency to tell you what he is thinking without thinking about it first**



# THE VERBAL CHILD MAY ENJOY

- *hearing stories and retelling stories*
- *playing with others in creative play experiences*
- *singing songs over and over again*
- *talking to himself when working alone*
- *listening to friends recorded voices*
- *recording a song or telling a story for friends to hear in group time*
- *reading a book with a teacher or friend*
- *learning names of Bible books or new Bible words*
- *writing a letter to mom or dad, sister or brother*
- *copying a Bible verse on his artwork*
- *negotiating during collaborative play*
- *recalling events in a Bible story*
- *role-playing doctor, parent, or helper*
- *making puppets and playing out scenes*
- *documenting a nature experience on paper and describing the scene*
- *hearing you ask, “Tell me about your creation.”*
- *using letter tiles or magnetic letters to spell names of Bible people*
- *listing ways to help or show love*
  - *touching words of a verse in the Bible*
    - *working with other children to write a litany, poem, or chant*
    - *creating Bible markers*
    - *making a class book*

# TEACHERS CAN ENCOURAGE LEARNING BY

- **providing a variety of books**
- **creating a writing center for older fives**
- **using present day stories to make the biblical truth relevant to the child's life**
- **providing role-playing experiences**
- **using songs with repetitive phrases (such as “Jesus Loves Me”)**
- **listen as the child tells you real or pretend stories**

